

APRIL
2024


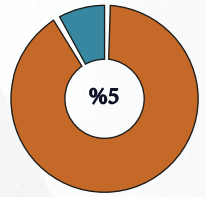
From 01 January to 30 April 2024 , the Executive Unit for IDPs monitored (1,283) households (6,963) individuals who were displaced from 17 different governorates and they were distributed among 10 governorates.

The Executive Unit for IDPs also recorded (226) households (1,331) individuals , including (183) households (1,128) individuals who were newly displaced and (43) households (203) individuals were displaced for the second time between 01 - 30 April 2024 . Most of these households were displaced from Al Hodeidah Governorate (31%), Marib Governorate (15%) and Taiz (14%) , and between (1-8%) of the households were displaced from the governorates of Ibb , Hajjah , Dhamar , Ad Dali , Al Jawf , Shabwah , Al Bayda , Sana'a , Sanaa City , Raymah , Sadah .

For the same period , 01 - 30 April 2024 , it was also recorded that (157) households (766) individuals left their current areas of displacement same of them returned back to their original areas , others moved or were displaced for a second time .

The Executive Unit for IDPs also tracked (101) households (519) individuals returned to their places of origin in April .

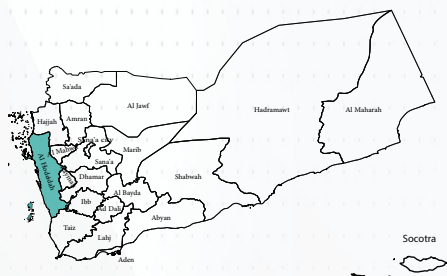
RRM



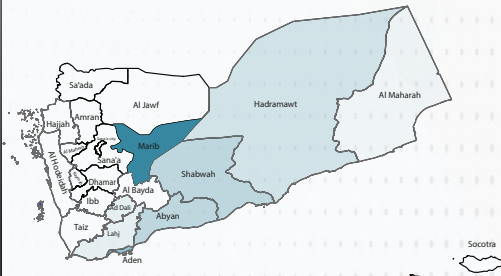
HHs Returnees

HHs Displacement

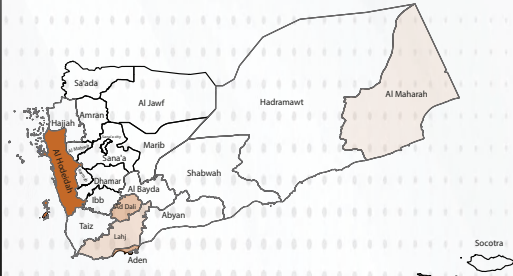
HHs Departed



	1-30 Apr	1-30 Apr
Al Hodeidah	101	100.0%
Aden	0	0.0%
Marib	0	0.0%
Shabwah	0	0.0%
Hadramawt	0	0.0%
Abyan	0	0.0%
Taiz	0	0.0%
Ad Dali	0	0.0%
Lahj	0	0.0%
Al Maharah	0	0.0%
Al Jawf	0	0.0%
Hajjah	0	0.0%
Socotra	0	0.0%
TOTAL	101	



	1-30 Apr	1-30 Apr
Marib	137	75.0%
Aden	22	12.0%
Abyan	8	4.4%
Shabwah	6	3.3%
Hadramawt	4	2.2%
Ad Dali	3	1.6%
Al Maharah	2	1.0%
Taiz	1	0.5%
Al Hodeidah	0	0.0%
Lahj	0	0.0%
Hajjah	0	0.0%
Al Jawf	0	0.0%
Socotra	0	0.0%
TOTAL	183	



	1-30 Apr	1-30 Apr
Al Hodeidah	101	64.3%
Aden	21	13.4%
Ad Dali	20	12.7%
Lahj	9	5.7%
Al Maharah	6	3.8%
Marib	0	0.0%
Shabwah	0	0.0%
Hadramawt	0	0.0%
Abyan	0	0.0%
Taiz	0	0.0%
Hajjah	0	0.0%
Al Jawf	0	0.0%
Socotra	0	0.0%
TOTAL	157	