

March 2024


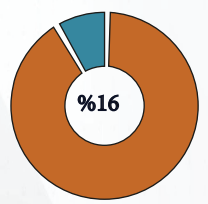
From 01 January to 30 March 2024, the Executive Unit for IDPs monitored (1,057) households (5,632) individuals who were displaced from 20 different governorates and they were distributed among 10 governorates.

The Executive Unit for IDPs also recorded (296) households (1,506) individuals, including (248) households (1,309) individuals who were newly displaced and (48) households (197) individuals were displaced for the second time between 01 - 30 March 2024. Most of these households were displaced from Al Hodeidah Governorate (23%), Taiz Governorate (18%) and (16%) Marib, and between (1-8%) of the households were displaced from the governorates of Ibb, Shabwah, Hajjah, Raymah, Dhamar, Sanaa City Amran, Sana'a, Ad Dali, Abyan, Al Bayda.

For the same period, 01 - 30 March 2024, it was also recorded that (138) households (668) individuals left their current areas of displacement same of them returned back to their original areas, others moved or were displaced for a second time.

The Executive Unit for IDPs also tracked (132) households (639) individuals returned to their places of origin in March.

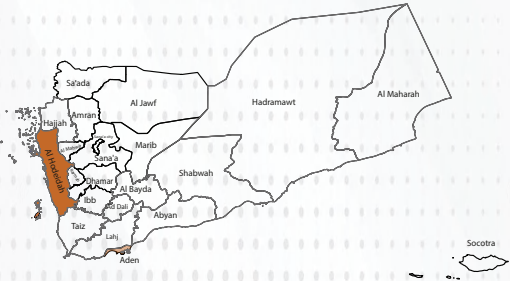
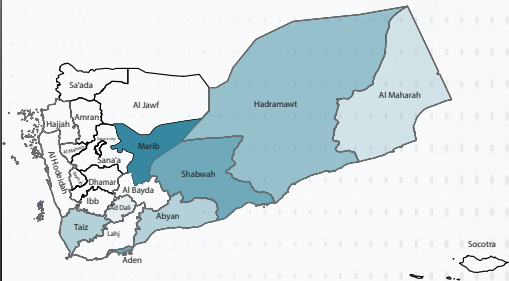
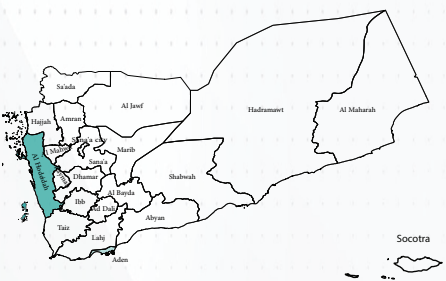
RRM



HHs Returnees

HHs Displcement

HHs Departed



	1-30 Mar	1-30 Mar
	HHs	Individuals
Al Hodeidah	96	72.7%
Aden	36	27.2%
Marib	0	0.0%
Shabwah	0	0.0%
Hadramawt	0	0.0%
Abyan	0	0.0%
Taiz	0	0.0%
Ad Dali	0	0.0%
Lahj	0	0.0%
Al Maharah	0	0.0%
Al Jawf	0	0.0%
Hajjah	0	0.0%
Socotra	0	0.0%
TOTAL	132	

	1-30 Mar	1-30 Mar
	HHs	Individuals
Marib	93	37.5%
Aden	39	15.7%
Shabwah	37	14.9%
Hadramawt	27	10.9%
Abyan	19	7.7%
Taiz	19	7.7%
Al Maharah	10	4.0%
Ad Dali	4	1.6%
Al Hodeidah	0	0.0%
Lahj	0	0.0%
Hajjah	0	0.0%
Al Jawf	0	0.0%
Socotra	0	0.0%
TOTAL	248	

	1-30 Mar	1-30 Mar
	HHs	Individuals
Al Hodeidah	96	72.7%
Aden	42	30.4%
Marib	0	0.0%
Shabwah	0	0.0%
Hadramawt	0	0.0%
Abyan	0	0.0%
Taiz	0	0.0%
Ad Dali	0	0.0%
Lahj	0	0.0%
Al Maharah	0	0.0%
Hajjah	0	0.0%
Al Jawf	0	0.0%
Socotra	0	0.0%
TOTAL	138	