




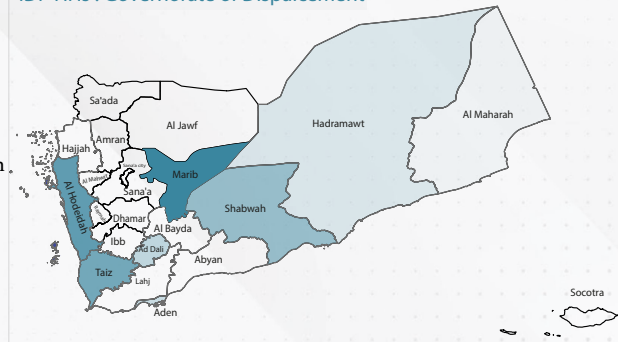
From 01 January to 31 July 2023, the Executive Unit for IDPs monitored 5,335 households (29,731 individuals) who were displaced from 20 different governorates and they were distributed among 10 governorates.

The Executive Unit for IDPs also recorded 603 households ( 3,478 individuals), including 477 households (2,871 individuals) who were newly displaced and 126 households (607 individuals) were displaced for the second time between 01 - 31 July 2023 . Most of these households were displaced from Al Hodeidah Governorate about (27%) ,Taiz about (20%) , Marib about (15%) , Ibb about (10%) , while (1-5)% of them were displaced from the governorates of Raymah , Sanaa , Dhamar , Bayda , Hajjah , Abyan , Al Jawf , Shabwah , Sanaa City , Amran , Sadah , Al Mahwit , Aden and Lahj .

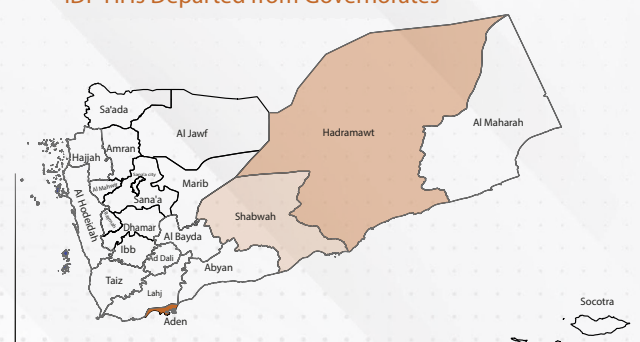
During the same period 01 - 31 July 2023, The Executive Unit for IDPs also recorded that 10 households (43 individuals) left their current areas of displacement. The Executive Unit also tracked 75 households (372 individuals) returned to their places of origin in July.



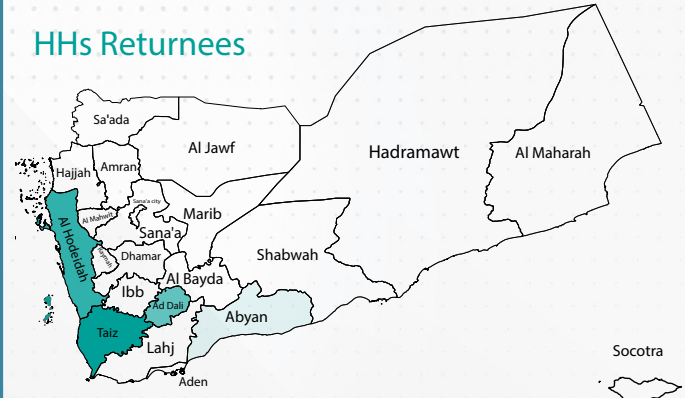
IDP HHs : Governorate of Displacement



IDP HHs Departed from Governorates



### HHs Returnees



Governorate	Percentage	1-31 July	1-31 July	1 Jan - 31 July
Taiz	58.67%	44	44	240
Al Hodeidah	41.33%	31	31	177
Ad Dali	0.00%	4	4	21
Al Bayda	0.00%	0	0	2
Shabwah	0.00%	0	0	1
Abyan	0.00%	0	0	1
Hajjah	0.00%	0	0	1
<b>TOTAL</b>		<b>75</b>	<b>75</b>	<b>434</b>

