

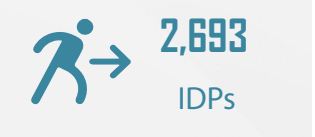



From 01 January to 30 June 2023, the Executive Unit for IDPs monitored 4,732 households (26,253 individuals) who were displaced from 20 different governorates and they were distributed among 10 governorates.

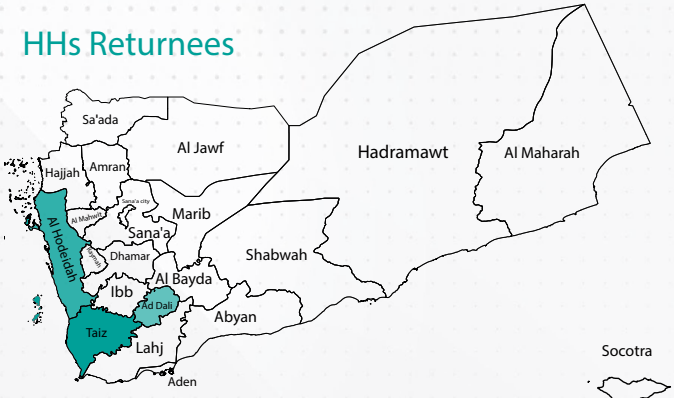
The Executive Unit for IDPs also recorded 541 households (2,693 individuals), including 458 households (2,302 individuals) who were newly displaced and 83 households (391 individuals) were displaced for the second time between 01 - 30 June 2023 . Most of these households were displaced from Al Hodeidah Governorate about (20%), Marib about (17%) , Taiz about (11%) , Ibb about (9%) , while % (1-7) of them were displaced from the governorates of Shabwah , Dhamar , RaymahAl , Bayda , Ad Dali , Amran , Sanaa City , Sanaa , Hajjah .

During the same period 01 - 30 June 2023, The Executive Unit for IDPs also recorded that 10 households (50 individuals) left their current area's of displacement.

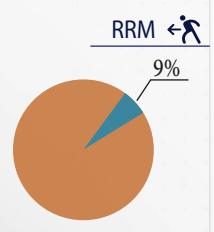
The Executive Unit also tracked 110 households (563 individuals) returned to their places of origin in June.



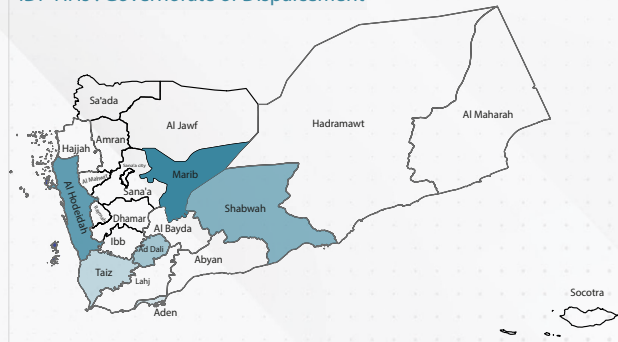
HHs Returnees



| Governorate | 1-30 Jun (%) | 1-30 Jun (HHs) | 1 Jan -30 Jun (HHs) |
|--------------|--------------|----------------|---------------------|
| Taiz | 73.64% | 81 | 133 |
| Al Hodeidah | 22.73% | 25 | 204 |
| Ad Dali | 3.64% | 4 | 21 |
| Al Bayda | 0.00% | 0 | 2 |
| Shabwah | 0.00% | 0 | 1 |
| Abyan | 0.00% | 0 | 1 |
| Hajjah | 0.00% | 0 | 1 |
| TOTAL | | 110 | 363 |

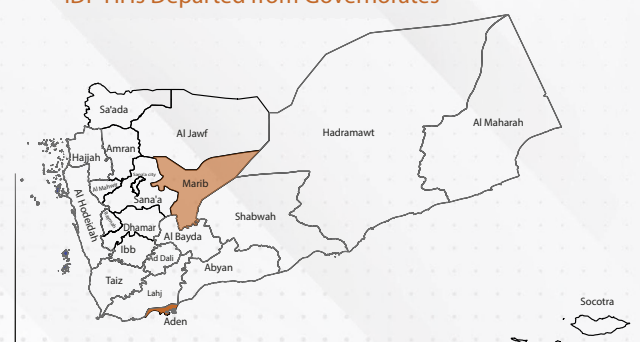


IDP HHs : Governorate of Displacement



| Governorate | 1-30 Jun (%) | 1-30 Jun (HHs) | 1 Jan -30 Jun (HHs) |
|--------------|--------------|----------------|---------------------|
| Marib | 66.73% | 361 | 2,167 |
| Al Hodeidah | 12.38% | 67 | 351 |
| Shabwah | 8.87% | 48 | 541 |
| Ad Dali | 4.62% | 25 | 177 |
| Taiz | 4.25% | 23 | 342 |
| Aden | 3.14% | 17 | 150 |
| Abyan | 0.00% | 0 | 588 |
| Hadramawt | 0.00% | 0 | 82 |
| Al Maharah | 0.00% | 0 | 33 |
| Lahj | 0.00% | 0 | 301 |
| Hajjah | 0.00% | 0 | 0 |
| Al Bayda | 0.00% | 0 | 0 |
| Al Jawf | 0.00% | 0 | 0 |
| Socotra | 0.00% | 0 | 0 |
| TOTAL | | 541 | 4,732 |

IDP HHs Departed from Governorates



| Governorate | 1-30 Jun (%) | 1-30 Jun (HHs) |
|--------------|--------------|----------------|
| Aden | 60.00% | 6 |
| Marib | 40.00% | 4 |
| Hadramawt | 0.00% | 0 |
| Shabwah | 0.00% | 0 |
| Al Hodeidah | 0.00% | 0 |
| Ad Dali | 0.00% | 0 |
| Shabwah | 0.00% | 0 |
| Abyan | 0.00% | 0 |
| Lahj | 0.00% | 0 |
| Al Maharah | 0.00% | 0 |
| Hajjah | 0.00% | 0 |
| Al Bayda | 0.00% | 0 |
| Al Jawf | 0.00% | 0 |
| Socotra | 0.00% | 0 |
| TOTAL | | 10 |