




From 01 January to 31 December 2022, the Executive Unit for IDPs monitored 9731 households (52,914 individuals) who were displaced from 21 different governorates and they were distributed among 12 governorates.

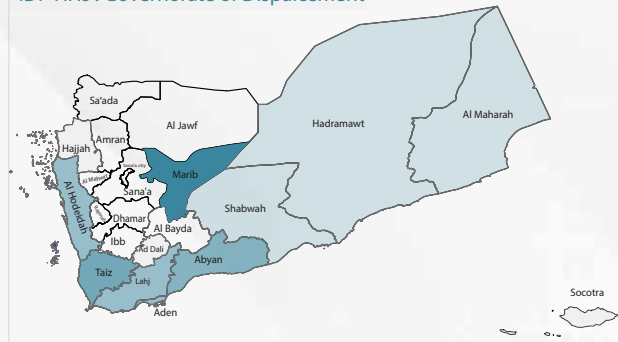
The Executive Unit for IDPs also recorded 640 households (3,121 individuals), including 572 households (2,806 individuals) who were newly displaced and 67 households (315 individuals) were displaced for the second time between 01 - 31 December 2022. Most of these households (52%) were displaced to Marib Governorate, and (21%) of them were displaced to Taiz, and (12%) of the households were displaced to the governorates of Abyan, while the percentage of Al Hodeidah, Aden, Lahj , Al Maharah, Hadramawt and Shabwah are in between (6.09%-0.16%) .

For the same period, 01 - 31 December 2022, it was also recorded that 17 households (78 individuals) left their current areas of displacement.

The Executive Unit also tracked 39 households (174 individuals) returned to their places of origin in December.



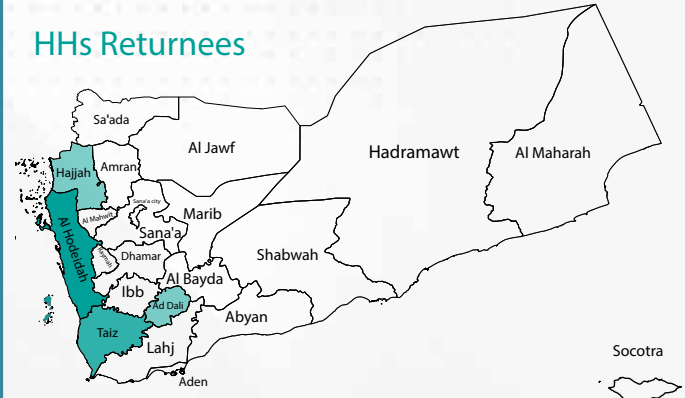
IDP HHs : Governorate of Displacement



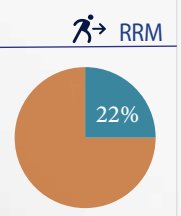
IDP HHs Departed from Governorates



HHs Returnees



Governorate	30- Dec	31- Dec	1 Jan - 31 Dec
Al Hodeidah	76.92%	30	710
Taiz	15.38%	9	268
Hajjah	7.69%	3	7
Ad Dali	2.49%	0	33
Shabwah	21.36%	0	283
Marib	1.58%	0	21
Al Bayda	0.15%	0	2
Al Maharah	0.08%	0	1
TOTAL		39	1325



Governorate	%	30- Dec	31- Dec	1 Jan - 31 Dec
Marib	52.03%	333	3,384	
Taiz	21.41%	137	1,630	
Abyan	12.03%	77	615	
Al Hodeidah	6.09%	39	1,523	
Aden	3.28%	21	456	
Lahj	2.50%	16	142	
Al Maharah	2.03%	13	184	
Hadramawt	0.47%	3	204	
Shabwah	0.16%	1	980	
Ad Dali	0	0	557	
Hajjah	0	0	50	
Socotra	0	0	6	
Al Bayda	0	0	0	
Al Jawf	0	0	0	
TOTAL		640		

Governorate	%	30- Dec	31- Dec
Marib	76.47%	17	13
Abyan	11.76%	2	2
Hadramawt	11.76%	2	2
Shabwah	...	0	0
Al Hodeidah	...	0	0
Aden	...	0	0
Taiz	...	0	0
Lahj	...	0	0
Ad Dali	...	0	0
Al Maharah	...	0	0
Hajjah	...	0	0
Socotra	...	0	0
Al Bayda	...	0	0
Al Jawf	...	0	0
TOTAL		17	