

Executive Unit for IDPs Camp

Humanitarian Needs Report

September 2022


The suffering of displaced persons increases as a result of the continuation of the current war where they face many challenges in shelter, education, health, food and protection. The humanitarian interventions cover some of the needs of displaced persons, but the size of the needs exceeds the scale of humanitarian interventions implemented by humanitarian partners.

The present report reviews the needs of the displaced persons in September 2022 in the governorates of (Aden, Lahj, Abyan, AdDali, Taiz, Hadramawt, Marib, Hajjah, Shabwah, Al Hodeidah, Mahra, Al Jawf, and Socotra).



Demographic Indicators

Number of Households	485,572	Number of Males	1,458,169
Number of Individuals	3,087,336	Number of Females	1,629,167



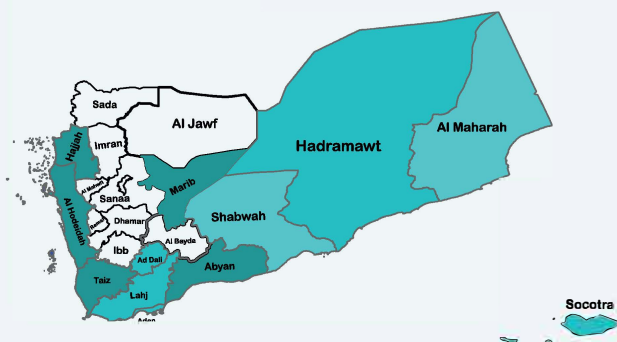
Vulnerability cases

Households Headed by Children	9,305	Unaccompanied Children	3,918
Households Headed by Women	17,493	Elderly	3,065



Food Sector

The number of Households that do not have food	355,258
--	---------



Education Sector

273,675	Female children at school age
265,154	Male children at school age
56,913	Female students not enrolled in education
50,261	Male students not enrolled in education



WASH Sector

282,263	Households do not have drinking water
228,528	Households do not have water for use



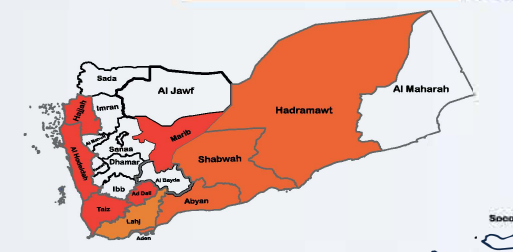
Protection Sector

295,334	77%	Female children in need of friendly spaces
279,641	72%	Male children in need of friendly spaces
107,498	28%	Females in need of documents
89,982	23%	Males in need of documents
75,653	20%	Females in need of psychological support
54,199	14%	Males in need of psychological support
31,071	8%	Females in need of legal advice
25,410	7%	Males in need of legal advice
15,550	4%	Females exposed to gender-based violence
16,176	4%	Females exposed to social violence
11,751	3%	Males exposed to social violence
9,926	3%	Males exposed to gender-based violence



Shelter Sector

Number of Households without shelter	420	Number of Households that live in rental homes	243,317
Number of Households living in an unfinished building	3,680	Number of Households threatened with eviction due to inability to pay rent	41,485
Number of Households living in emergency shelter	28,644	Number of Households hosted in the site	2,479
Number of Households who need to pay rent		140,811	



Households without shelter	420
Camps Threatened with Eviction	136



Health Sector

Lack of Mobile clinics in the camps	73%
Pregnant women who do not have access to health care	78%
IDPs who do not have access to health care	69%
Number of Children suffering from severe acute malnutrition	12,637