

# Executive Unit for IDPs Camp

## Humanitarian Needs Report

### June 2022

The suffering of displaced persons increases as a result of the continuation of the current war where they face many challenges in shelter, education, health, food and protection. The humanitarian interventions cover some of the needs of displaced persons, but the size of the needs exceeds the scale of humanitarian interventions implemented by humanitarian partners.

The present report reviews the needs of the displaced persons in June 2022 in the governorates of (Aden, Lahj, Abyan, AdDali, Taiz, Hadramawt, Marib, Hajjah, Shabwah, Al Hodeidah, Mahra, Al jawf, and Socotra).

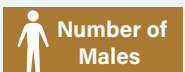


## Demographic Indicators



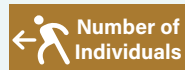
Number of Households

466,177



Number of Males

1,451,377



Number of Individuals

2,981,199



Number of Females

1,529,822

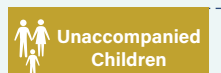


## Vulnerability cases



Households Headed By Children

9,021



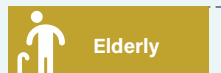
Unaccompanied Children

3,728



Households Headed By Women

17,062



Elderly

3,148

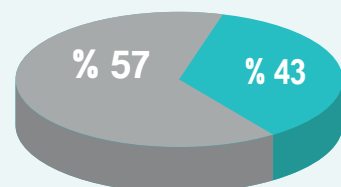


## Food Sector



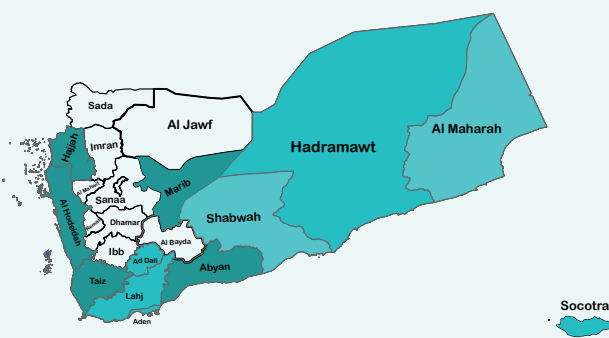
The number of Households that do not have food

340,830



Households that have food in the camps

Households that do not have food in the camps



## Education Sector

257,929

Female children at school age

252,472

Male children at school age

54,308

Female students not enrolled in education

49,424

Male students not enrolled in education



## WASH Sector



264,580

Households do not have drinking water



215,381

Households do not have water for use



## Protection Sector

261,881

73%

Male children in need of friendly spaces

210,897

59%

Males in need of psychological support

274,042

76%

Female children in need of friendly spaces

170,761

49%

Females in need of psychological support

103,550

29%

Females in need of documents

88,427

25%

Males in need of documents

33,339

9%

Females in need of legal advice

28,991

8%

Males in need of legal advice

21,260

6%

Females exposed to gender-based violence

21,917

6%

Females exposed to social violence

16,096

4%

Males exposed to social violence

17,576

5%

Males exposed to gender-based violence



## Shelter Sector



Number of Households without shelter

404



Number of Households that live in rental homes

236,290



Number of Households living in an unfinished building

3,484



Number of Households threatened with eviction due to inability to pay rent

38,491



Number of Households living in emergency shelter

27,903



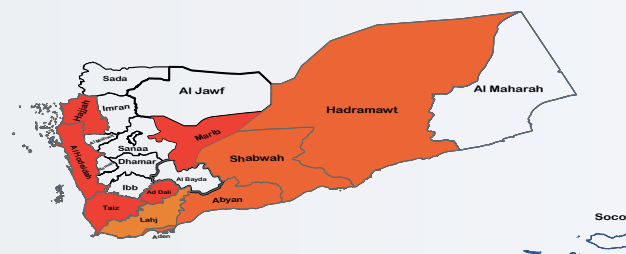
Number of Households hosted on the site

2,507



Number of Households who need to pay rent

138,201



Households without shelter

404



Camps Threatened with Eviction

137



## Health Sector



Lack of Mobile clinics in the camps

%.82



Pregnant women who do not have access to health care

%.81



IDPs who do not have access to health care

%.69



Children suffering from severe acute malnutrition

%.0.07