

Executive Unit for IDPs Camp

Humanitarian Needs Report

April 2022

The suffering of displaced persons increases as a result of the continuation of the current war where they face many challenges in shelter, education, health, food and protection. The humanitarian interventions cover some of the needs of displaced persons, but the size of the needs exceeds the scale of humanitarian interventions implemented by humanitarian partners.

The present report reviews the needs of the displaced persons in April 2022 in the governorates of (Aden, Lahj, Abyan, Ad Dali, Taiz, Hadramawt, Marib, Hajjah, Shabwah, Al Hodeidah, Hajjah, Mahra, and Socotra).



Demographic Indicators

Number Of Households	464,180	Number Of Males	1,447,681
Number Of Individuals	2,972,648	Number Of Females	1,524,967



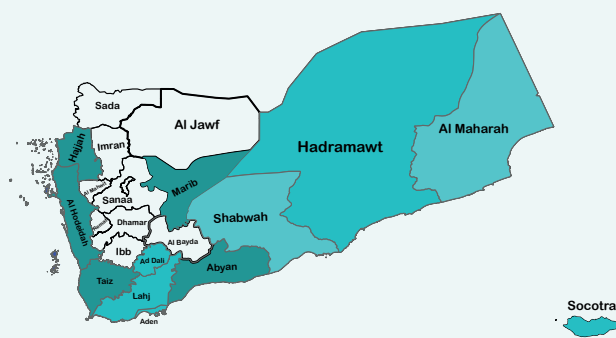
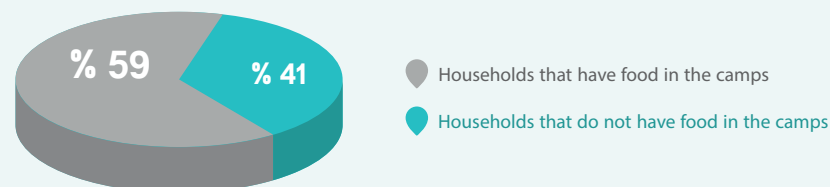
Vulnerability cases

Households Headed By %0.2 Children	5,149	Unaccompanied Children	6,123
Households Headed By Women	4,172	Old People	1,816



Food Sector

The number of Households that do not have food	334,021
--	---------



Education Sector

246,722	Female children of school age
245,064	Male children of school age
54,156	Female students not enrolled in education
50,081	Male students not enrolled in education



WASH Sector

263,899	Households do not have safe drinking water
213,935	Households do not have water to use



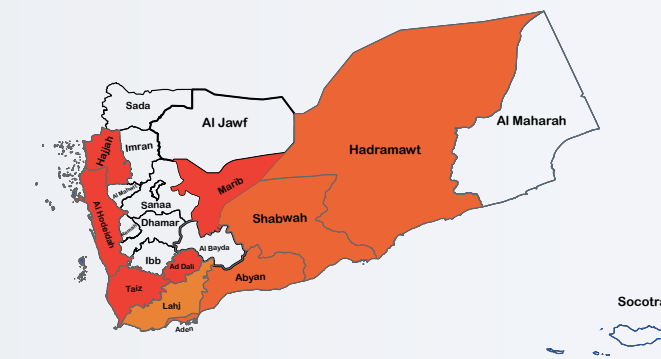
Protection Sector

252991	73%	Male children in need of friendly spaces
208334	60%	Males in need of psychological support
209290	60%	Female children in need of friendly spaces
166774	48%	Females in need of psychological support
95129	27%	Females in need of documents
83446	24%	Males in need of documents
28493	8%	Females in need of legal advice
25717	7%	Males in need of legal advice
25190	7%	Females exposed to gender-based violence
24317	7%	Females exposed to social violence
16831	5%	Males exposed to social violence
15471	4%	Males exposed to gender-based violence



Shelter Sector

Number of Households without shelter	378	Number of Households that live in rental homes	231,579
Number of Households living in an unfinished building	3,636	Number of Households threatened with eviction due to inability to pay rent	47,701
Number of Households living in emergency shelter	25,497	Number of Households hosted on the site	3,884
Number of Households who need to pay rent	138,097		



Households without shelter	378
----------------------------	-----



Health Sector

Mobile clinics provide in the camps %83	%83
Pregnant women who do not have access to health care	%82
IDPs who do not have access to health care	%69
Children suffering from severe acute malnutrition	%0.07