

Executive Unit for IDPs Camp

Humanitarian Needs Report

January 2022

Yemen is witnessing the largest humanitarian crisis, and the displaced are the most vulnerable population groups. Despite the humanitarian interventions by humanitarian partners in Yemen, the needs of the displaced are constantly increasing as a result of the continuation of the war.

Report on the needs of the displaced during the month of January 2022 in the health sectors ,Shelter, education, food and protection in the governorates of (Aden, Lahj, Al-Dhale', and Abyan,Taiz, Hadhramaut, Shabwa, Socotra, Ma'rib, Mahra, Hajjah, and Al Hodeidah).



Demographic Indicators

Number Of Households	461,556	Number Of Males	1,443,450
Number Of Individuals	2,9661,285	Number Of Females	1,517,835



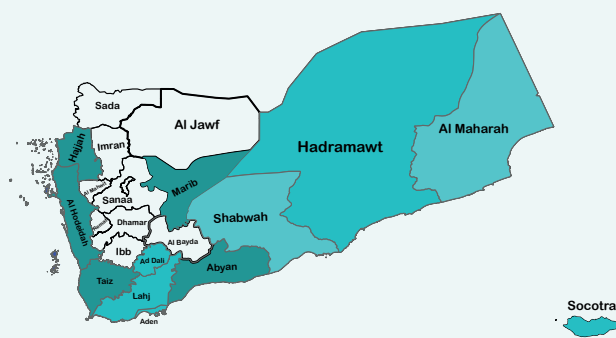
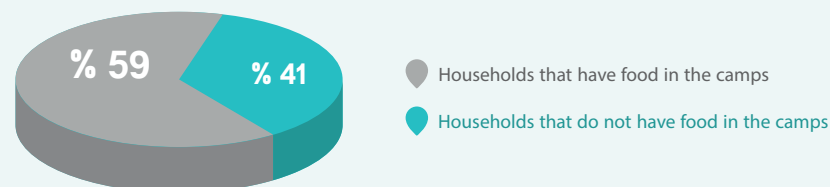
Vulnerability cases

Households Headed By %0.2 Children	5,119	Unaccompanied Children	6,063
Households Headed By Women	4,052	Old People	1,666



Food Sector

The number of Households that do not have food	332,700
--	---------



Education Sector

244,324	Female children of school age
243,663	Male children of school age
55,097	Female students not enrolled in education
50,842	Male students not enrolled in education



WASH Sector

260,801	Households do not have safe drinking water
217,180	Households do not have water to use



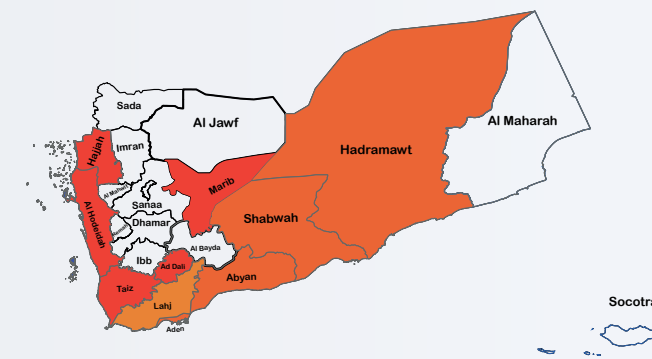
Protection Sector

246198	71%	Male children in need of friendly spaces
209280	60%	Males in need of psychological support
199754	57%	Female children in need of friendly spaces
165233	48%	Females in need of psychological support
95568	27%	Females in need of documents
85603	25%	Males in need of documents
28483	8%	Females in need of legal advice
25818	7%	Males in need of legal advice
25313	7%	Females exposed to gender-based violence
24615	7%	Females exposed to social violence
16964	5%	Males exposed to social violence
15547	4%	Males exposed to gender-based violence



Shelter Sector

Number of Households without shelter	685	Number of Households that live in rental homes	231,579
Number of Households living in an unfinished building	5,214	Number of Households threatened with eviction due to inability to pay rent	47,701
Number of Households living in emergency shelter	28,493	Number of Households hosted on the site	3,386
Number of Households who need to pay rent		138,097	



Households without shelter	685
----------------------------	-----



Health Sector

Mobile clinics provide in the camps %83	%78
Pregnant women who do not have access to health care	%76
IDPs who do not have access to health care	%66
Children suffering from severe acute malnutrition	%0.05