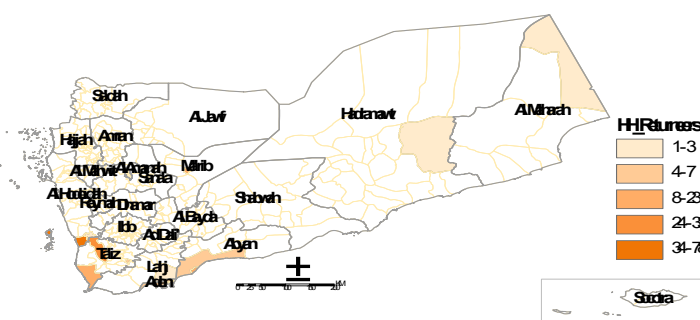




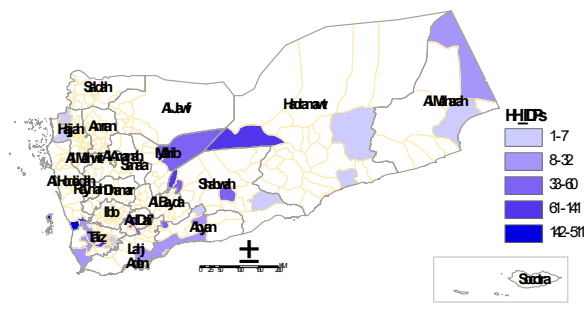
The continuation of the war in Yemen resulted in an increase in the movement of internal displacement from conflict areas into safe governorates and areas. During January 2022, (1963 Households) (11813 individuals) were displaced. The governorates of Marib, Shabwah, Al Hudaydah and Taiz received (85%) of the displaced households, while 15% of the displaced households were distributed across the governorates of Aden, Abyan, Al Dhale'e, Hadramawt, Al Mahrah, and Hajjah. Regarding the movement of IDPs departure, (228 households) (1202 individuals) left during January 2022. The movement of IDPs departure concentrated in the governorates of Al Hudaydah, Taiz, Marib, and Abyan.

Governorate	IDP HHs	IDPs	Returnee HHs	IDP Returnee
Hajjah	25	95	0	0
Ad Dale'e	119	704	0	0
Al Hudaydah	575	3,078	79	365
Ta'iz	240	1,236	60	275
Marib	547	4,112	14	128
Shabwah	182	1,166	0	0
Lahj	19	104	1	9
Aden	49	178	11	30
Abyan	93	579	30	151
Hadramawt	95	482	2	5
Al Maharah	19	79	31	239
Total	1963	11813	228	1202

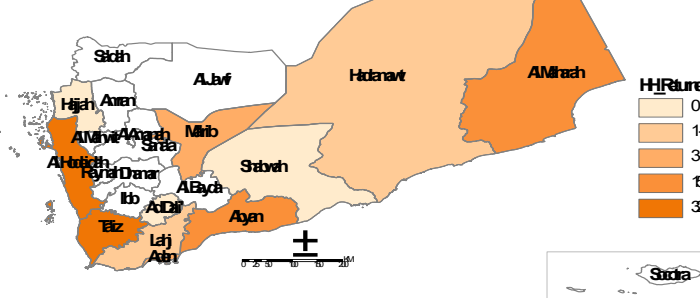
Returnee HHs in Districts



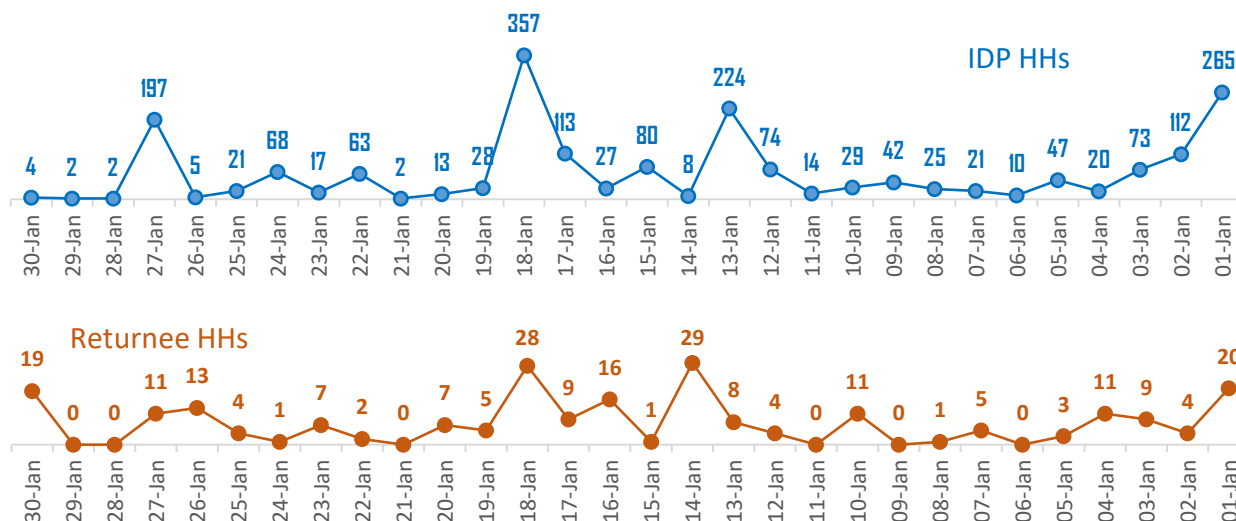
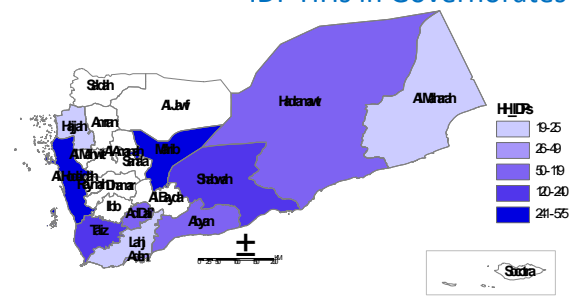
IDP HHs in Districts



Returnee HHs in Governorates

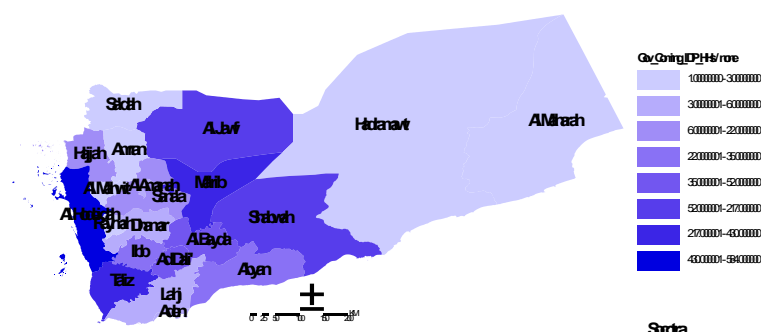


IDP HHs in Governorates



Households who were displaced from Governorates

Governor	HHs	IDPs
Shabwah	136	857
Ta'iz	360	1,893
Al Hodeidah	584	3,051
Ibb	35	204
Ma'rib	430	3,217
Al Bayda	47	338
Lahj	5	17
Sana'a City	6	27
Hajjah	22	76
Abyan	31	164
Sana'a	14	72
Dhamar	4	19
Al Mahwit	1	8
Amran	3	12
Al Maharah	3	11
Al Jawf	217	1,456
Ad Dali'	52	321
Raymah	3	18
Aden	6	29
Hadramawt	1	8
Sa'dah	3	15
Total	1,963	11,813



Displacement tracking movement statistics indicate that (1963) households were displaced from 21 governorates. The displaced households from the governorates of Marib, Shabwah, Al Hudaydah, Taiz, Al Jawf, and Al Dhale'e formed (88%) while (12%) were displaced from the governorates of Dhamar, Raymah, Aden, Sa'adah, Amran, Al Mahwit, and Hajjah.